



STROUD GREEN



SCHOOL


TAPESTRY

ONLINE LEARNING JOURNAL

Stroud Green Primary and Nursery School


Information for Parents

February 2018




What Is Tapestry?

- An Online learning journal system.
- We record children's progress and activities using tablet devices and PCs.
- Parents can view their child's journal on mobile devices and on their home computers, and can make observations of their own using a secure login system.




Why Are We Using Tapestry?

- It creates a two way communication between us (the school), and you (the parents and carers).
- We can upload flexible media meaning you can see pictures and videos of what your children are really up to at school.
- Greater opportunities to extend your child's learning at home
- Unlike a physical, hard copy book, it's easy to share with groups of relatives, such as extended families, separated parents and relatives living overseas.




How Does It Work?

- Photos, videos and observations are uploaded to Tapestry.
- It is accessed via the android/iOS app or the Tapestry website.
- It enables you to comment on observations or add your own, so you can show us what your child is doing outside the school day – weekend trips, exciting learning opportunities, trip to the shops etc.



How to use Tapestry at home


- Web – www.tapestryjournal.com
- IOS – Search EYFS Tapestry in the App Store
- Android – Search EYFS Tapestry in Google Play Store



Using the website

The screenshot shows the login interface for the Tapestry Online Learning Journal. At the top left is the logo, which consists of a colorful grid of lines. To the right of the logo, the word "TAPESTRY" is written in a large, grey, sans-serif font, with "ONLINE LEARNING JOURNAL" in a smaller font below it. Below the logo and title are two input fields: "Email address" and "Password". Below these fields is a blue "Log-in" button. Underneath the button is a link that says "Having trouble logging in?". At the bottom of the form, there are two buttons: "Need help? Tapestry Tutorials" and "New to Tapestry? What is Tapestry?".

Log in using email address and password



Using the app

Log in using email address and password and then set a 4 digit PIN


Person icon Home icon Document icon


TAPESTRY

Email

Password


Login





What next?

- You will receive an email from Tapestry in the next few days. This will contain a link to Tapestry where you can set a password.
- The link will be live for 30 days.
- We will use the email address you gave us when you completed your admissions form.
- If you would like to add additional email addresses to your child's profile then please email deputy2@stroudgreenprimary.com with your child's name, class, the full name of the recipient and the email address.



Any Questions?

